

RESOLUTION NO. 2016-02

**RESOLUTION OF THE GOVERNING BODY OF THE
ALTO SANITARY DISTRICT**

ADOPTING THE DISTRICT BUDGET FOR FISCAL YEAR 2016-17

WHEREAS the Board of Directors of the Alto Sanitary District have reviewed the District's budget for the fiscal year beginning July 1, 2016 and ending June 30, 2017;

and

WHEREAS the Board of Directors have agreed to accept said budget in its final form, which is attached hereto as "Exhibit A", as being a factual statement of the expected revenues and expenditures for the District's financial status for the period of said fiscal year;

NOW, THEREFORE, BE IT RESOLVED by the Board of Directors that the budget for fiscal year 2016-17, based on an annual sewer service charge of \$1,100.00 per Equivalent Dwelling Unit (EDU) is hereby approved and adopted.


PASSED AND ADOPTED this 22nd day of June, 2016 by the following vote, to wit:


AYES: 5


NOES: 0

ABSENT: 0

ABSTAIN: 0


Stanley J. Bransgrove; Director/Chair


Pedro Femenia, Director/Secretary



Atlo Sanitary District

BUDGET for FISCAL YEAR 2016 - 17

	2016-17 Budget
INCOME	
Sewer Service Charges	628,760
MVRS Franchise Fee	13,500
Prop. Taxes, Interest, Excess ERAF, Dist. Fees	70,000
Total Income	712,260
	2016-17 Budget
EXPENSES	
Sewage Treatment SASM	202,160
Sewer System Maintenance	
Cleaning	25,000
Televising Program	1,600
Repairs	10,000
Lateral Rehab Prog (Inspections)	0
Unscheduled Services	8,000
Sub Total, Sewer Maintenance:	44,600
Rehabilitation/CIP Program	
Islamic Cntr Parking	0
Flat Annual Allocation for CIP	200,000
Sub Total, CIP:	200,000
Professional Services	
Engineering Services	30,000
Audit fee, Bookkeeping	7,000
County Srvcs & Fees	2,000
Paystar Payroll Service	900
Sub Total, Professional Services:	39,900
Operating Costs	
Insurance: CSRMA	1,000
Memberships, Dues, Fees	3,000
Office Expense: Phone, P.O.Box, etc.	2,500
Sub Total, Operating Costs:	6,500
Salaries	
Payroll (Manager and Directors)	36,335
Sub Total, Saleries:	36,335
Reserve Buildup	
\$500K-800K goal in 5 years	182,765
Total Expenses	712,260
Balance: Income vs. Expenses	0